

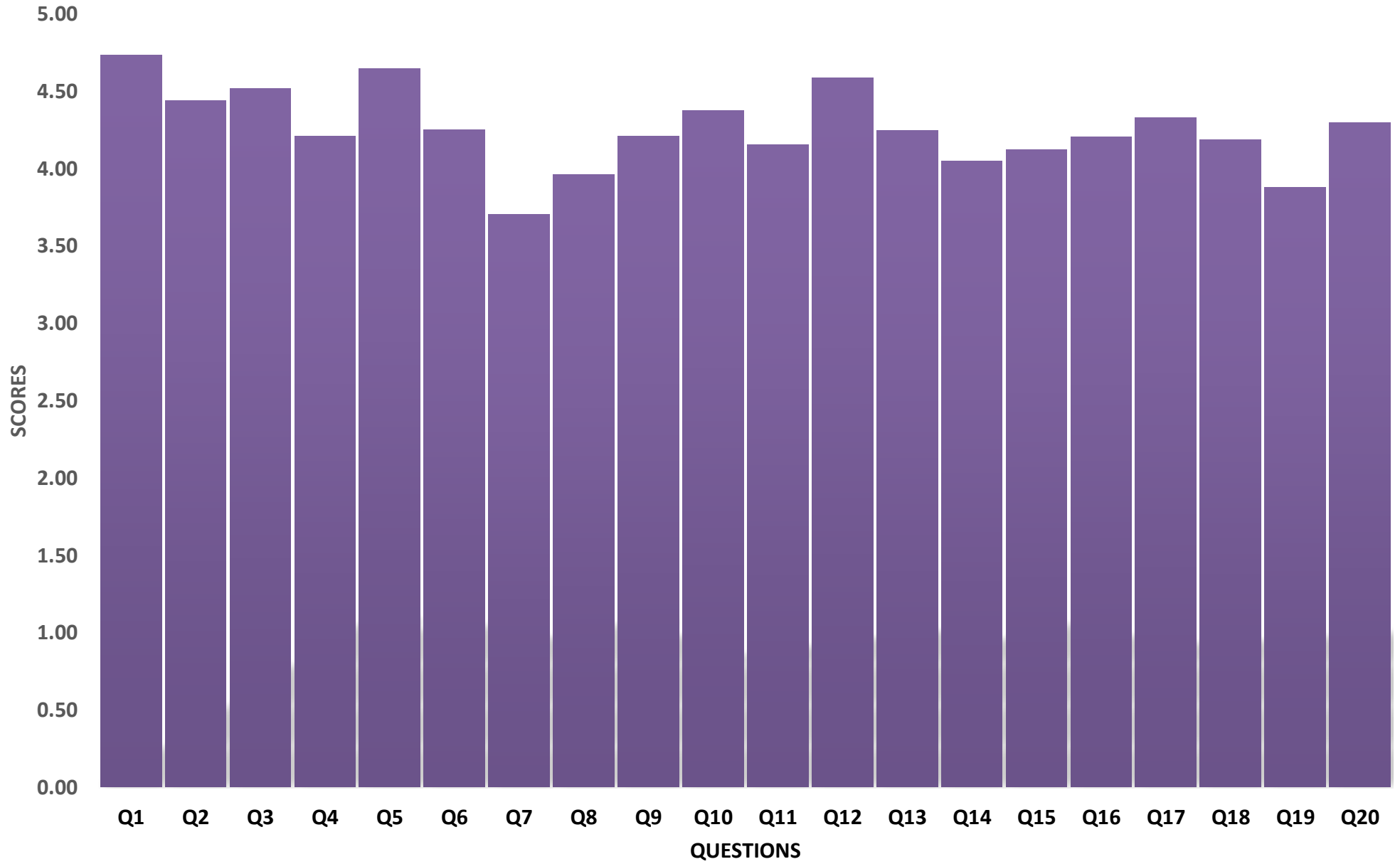
STUDENT'S FEEDBACK 2025

Teaching-Learning And Evaluation Survey

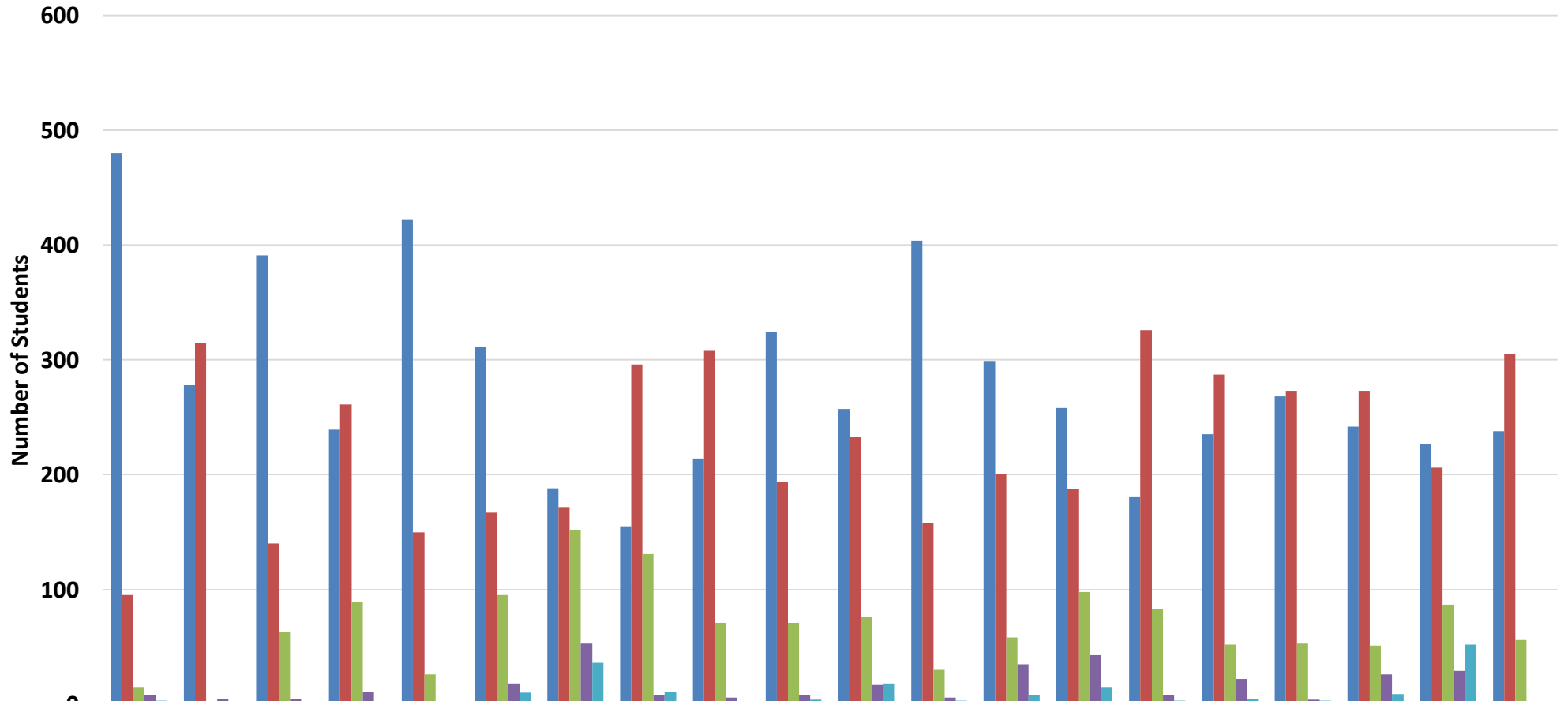
Number of responses received for the survey = 601

Q. No.	Questionnaire	Score
	Overall Average Score	4.25
1	How much of the syllabus was covered in the class?	4.73
2	How well did the teachers prepare for the classes?	4.44
3	How well were the teachers able to communicate?	4.52
4	The teacher's approach to teaching can best be described as Excellent/Very good/Good/Fair/Poor.	4.21
5	Fairness of the internal evaluation process by the teachers.?	4.65
6	Was your performance in assignments discussed with you?	4.25
7	The institute takes active interest in promoting internship, student exchange, field visit opportunities for students.	3.70
8	The teaching and mentoring process in your institution facilitates you in cognitive, social and emotional growth.	3.96
9	The institution provides multiple opportunities to learn and grow.	4.21
10	Teachers inform you about your expected competencies, course outcomes and programme outcomes.	4.37
11	Your mentor does a necessary follow-up with an assigned task to you.	4.15
12	The teachers illustrate the concepts through examples and applications.	4.59
13	The teachers identify your strengths and encourage you with providing right level of challenges.	4.24
14	Teachers are able to identify your weaknesses and help you to overcome them.	4.05
15	The institution makes effort to engage students in the monitoring, review and continuous quality improvement of the teaching learning process.	4.12
16	The institute/ teachers use student centric methods, such as experiential learning, participative learning and problem solving methodologies for enhancing learning experiences.	4.21
17	Teachers encourage you to participate in extracurricular activities.	4.33
18	Efforts are made by the institute/ teachers to inculcate soft skills, life skills and employability skills to make you ready for the world of work.	4.19
19	What percentage of teachers use ICT tools such as LCD projector, Multimedia, etc. while teaching.	3.88
20	The overall quality of teaching-learning process in your institute is very good.	4.30

Survey Score Chart



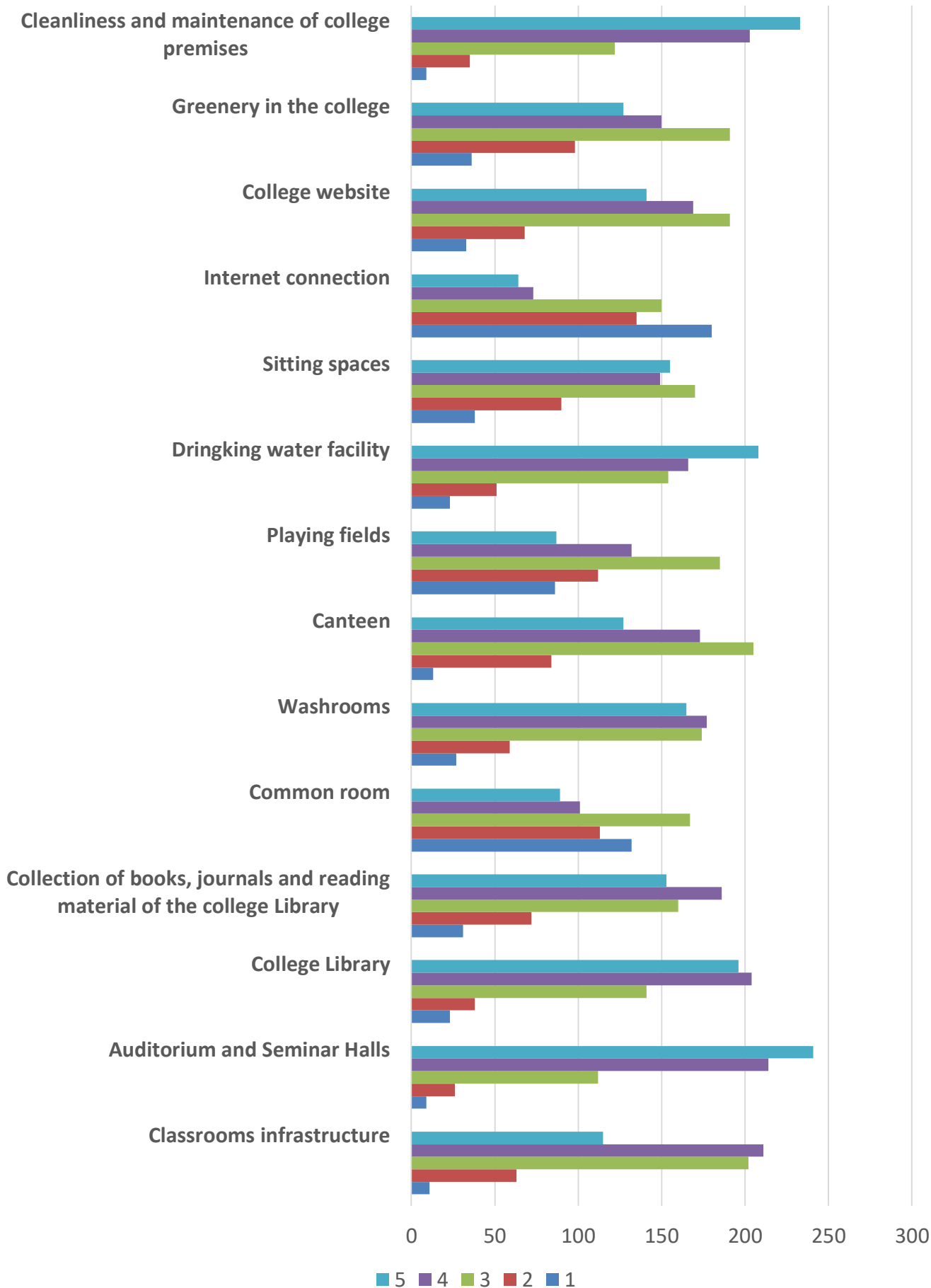
Number of Students Responses



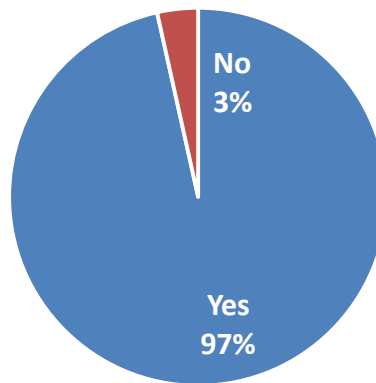
	Q1	Q2	Q3	Q4	Q5	Q6	Q7	Q8	Q9	Q10	Q11	Q12	Q13	Q14	Q15	Q16	Q17	Q18	Q19	Q20
5	480	278	391	239	422	311	188	155	214	324	257	404	299	258	181	235	268	242	227	238
4	95	315	140	261	150	167	172	296	308	194	233	158	201	187	326	287	273	273	206	305
3	15	2	63	89	26	95	152	131	71	71	76	30	58	98	83	52	53	51	87	56
2	8	5	5	11	1	18	53	8	6	8	17	6	35	43	8	22	4	26	29	2
1	3	1	2	1	2	10	36	11	2	4	18	3	8	15	3	5	3	9	52	0

COLLEGE AND ADMINISTRATIVE INFRASTRUCTURE AND SUPPORT

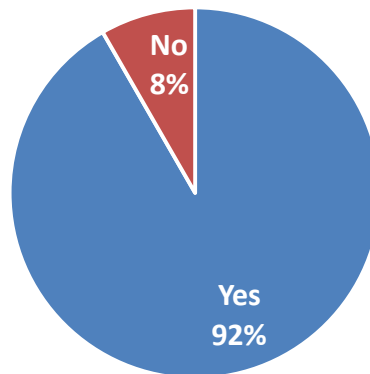
How would you rate these facilities?



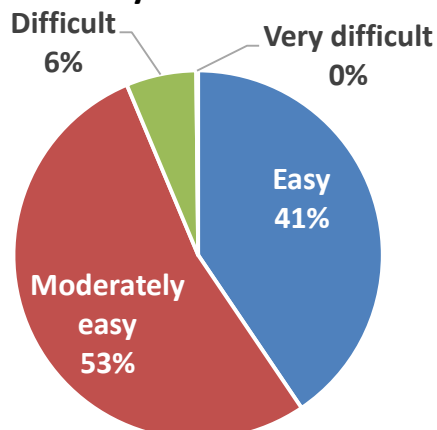
Was the admission process smooth and well regulated?



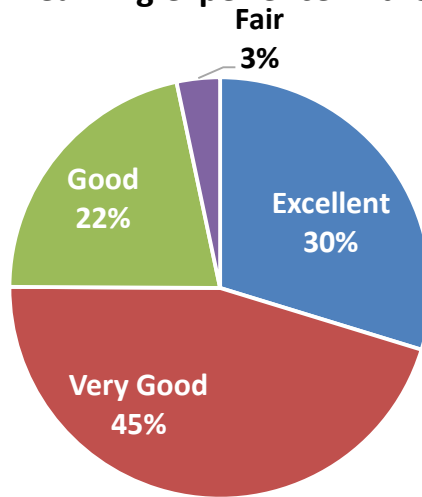
Is the support staff of the college helpful and courteous?



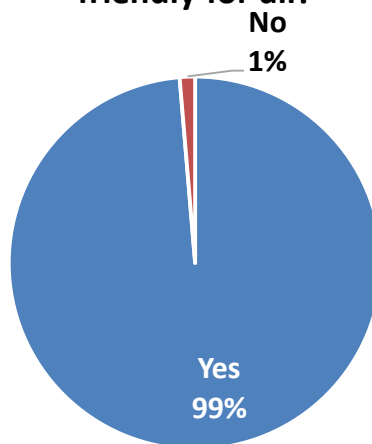
Is information and guidance from the College authorities easy or difficult to receive?



The overall learning experience in the college is:



Is the college environment safe, inclusive and friendly for all?



Would you recommend the college to others?

